

Integrated IR illuminator LPC camera

CPT-SHR300

960H 700TVL lines **Effio™** 

SPECIFICATION

| | |
|---------------------------|---|
| LPC Camera | model : CPT-SHR300 |
| image sensor | Sony Effio 1/3" Exview HAD II Color CCD |
| format system | 2 : 1 interlace |
| format frequency | NTSC: Hor. 15,734Hz x Ver. 59.94Hz, 525Lines PAL: Hor. 15,625Hz x Ver. 50Hz, 625Lines |
| picture elements | NTSC: Total1028H x 508V, Effective1028H x 494V PAL: Total1028H x 596V, Effective1028H x 582V |
| sensitivity | 0.001 Lux at F1.2, 0 Lux under IR illumination |
| synchronization | Internal |
| resolution | CVBS : NTSC 700TVL, PAL 730TVL |
| s/n ratio | >65dB (AGC off, AESC off, Y sig.) |
| video output | 2 output , 1.0Vp-p , 75Ω , BNC x 2 |
| electronic shutter | AE : 1/50(60)~1/100,000 , MF : 8 steps |
| picture aperture | Hor. : 2H , Ver. : 2V |
| dsp processor | 16 Bit 256 word, 10 bit (A/D) · 10bit (D/A) |
| visible spectrum | 240nm ~ 1,200nm |
| white balance | AWB auto white balance : 1800°K ~ 18000°K ATW auto tracking white balance : 2500°K ~ 9500°K |
| gain control | AGC auto gain control : 0 ~ 36dB MGC manual gain : 4/ 6/ 10/ 14/ 18/ 22/ 26/ 32dB |


Optical Lens : 20X Zoom

| | |
|-----------------------|---|
| optical Lens | 20X, 3 Megapixel quality, 5~100mm / F1.4 , 55° ~ 3.2° |
| split windows | LED illuminator is separate optical lens and camera |
| reverse tunnel | special coated to avoid dust and water adhesion |

Infra Red illuminator : 120 Meter

| | |
|-------------------------------|---|
| IR spectrum | Infra red SHR LED 850nm (840nm ~ 860nm) |
| IR distance | 120meter, 12° angle |
| triggering synchronous | acceptable RS485 control, synchronize external lighting |
| Light sensor | photo sensor CDS at 10±5Lux auto or sync. for linking |

General

| | |
|----------------------------|---|
| casing structure | aluminum alloy , ivory color |
| power consumption | AC90V ~ AC264V , camera & IR LED : 32W |
| ambient temperature | operating: -15℃ ~ +60℃ , storage: -30℃ ~ +70℃ |
| ambient humidity | 0 to 95% relative, non-condensing |
| dimension | 159(W) × 172(H) × 435(L)-457(L) mm , 4.6Kg |
| safety | IP-68  |



swivel and bracket not include

Feature

- * LPC camera, integrated high power IR LED 120meter illuminator 3Megapixel quality 5~100mm optical lens.
- * Reverse pressure tunnel, avoid dust & water adhesion.
- * Split optical lens, avoid IR reflection against.
- * DSP and micro CPU to integrated all system.
- * Double sun-shied and weather proof IP-68 grade.
- * Best for road, park to identification car number.

model and description

model : CPT-SHR300-ac-t

ac : 24 = AC24V , 50Hz/60Hz

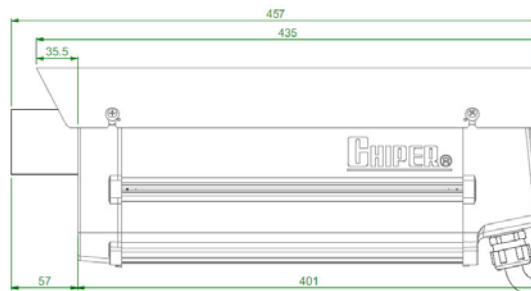
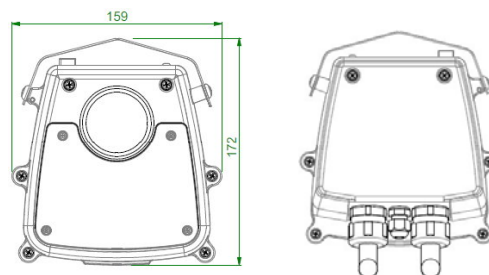
ac : 110 or 220 = AC110V~AC220V, 50Hz/60Hz

t : omit or built in thermal sensor and heater

* bracket : CPT-BK702-7 series

* swivel : CPT-BK250-22 series

diagram and dimension



model : CPT-SHR300

Specification is subject to change without prior notification.



chiper technology corp.